



# Engineering And Robotics Learned Young

◆ EARLY ◆

## Robotics Competition

### Fall 2004 Playing Field Details

### Field




2004-2005 EARLY Playing Field




Fall 2004 Model Positions




Playing field




Across field to Home – Robot Base




Across Field to the Plains



Foothills, Mountain, & Valley




Foothills & Mountains




Valley



Mountains



Medical Center



Details of Fence at Hospital and Helipad

- The base of the playing field is a 4' x 4' sheet of 3/8" plywood.
- The outer boundary of the playing field is made of 2" x 4" boards, with the short edge attached to the playing field.
- The MOUNTAIN FOOTHILLS is a 12" by 12" piece of 3/4" plywood, glued with the edge on the edge of the Robot Base (15" from inner boundary) and placed against left perimeter of the playing field.
- The MOUNTAIN is a 9" by 9" piece of 3/4" plywood, glued with the edge flush with the Mountain Foothills edge adjacent to the Valley and is placed against the left perimeter of the playing field.
- The HOSPITAL FENCE is made by attaching a piece of 1/4" x 3/4" screen molding on the boundary between the Hospital and the Clinic. The molding should be placed on the inside perimeter of the Hospital. The molding can be purchased at Home Depot (part # 927-139) and is the same material used for the Helipad Fence.
- The HELIPAD FENCE is made by attaching two pieces of 1/4" x 3/4" screen molding on the boundary between the HELIPAD & the Valley and between the HELIPAD and Caseyville. The molding should be placed on the inside perimeter of the HELIPAD (i.e. flush with the 3/4" plywood). The molding can be purchased at Home Depot (part # 927-139) and is the same material used for the HOSPITAL FENCE.




# Scoring Object




Black and red checkers are the game pieces. The black checker represents medical supplies while the red checker represents blood bags. Checkers are 1.2" in diameter and 0.2" thick



There are 24 red checkers and 24 black checkers used for the mission




Checkers Game from Wal Mart  
SKU # 21853 01900  
12 red & 12 black checkers enclosed



Chess / Checkers / Backgammon Game  
from Wal Mart  
SKU # 21853 01907  
15 red & 15 black checkers enclosed



Checkers Game from Toys R Us  
SKU # 21853 03684  
12 red & 12 black checkers enclosed



Checkers Game from Boardgames.com  
Part # PR111212  
12 red & 12 black checkers enclosed

- The scoring object is a plastic checker that is 1.2" in diameter and 0.2" thick
- There are 24 red checkers and 24 black checkers in the mission
- Checker games can be purchased at the following stores

#### **Wal Mart**

- 2 required of Checkers # 21853-01900 for \$3 each (pictured above)
- 2 required of Chess / Checkers / Backgammon # 21853-01907 for \$4 each (pictured above)

#### **Toys R Us**

- 2 required of Checkers # 21853-03684 for \$3 each (pictured above)

#### **Boardgames.com**

- 2 required of Checkers # PR111212 for \$4 each plus shipping (pictured above)

- Pressman, the manufacturer of the checkers, will make special accommodations for those who can not easily acquire the checkers. Please contact Pressman at 800-800-0298 x 186 and reference item # 1102. Each game costs approximate \$5.
- It is important to acquire the correct size checkers because the game models were specifically designed to accommodate a certain checker

Please contact [Lucien.Junkin@jsc.nasa.gov](mailto:Lucien.Junkin@jsc.nasa.gov) or [Chris.Culbert@nasa.gov](mailto:Chris.Culbert@nasa.gov) with any questions or comments.

Thank you for maintaining the spirit of the game!