

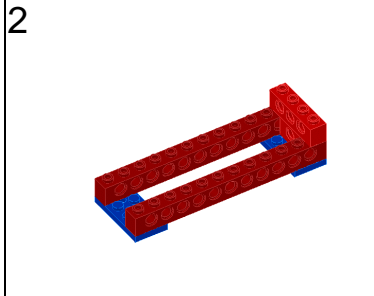



Salk Carrier



Parts List

Step by step

Step	Qty	Description
1	2	Brick 1x12 - holes
2	2	Plate 2x4 - holes
2	1	Brick 1x2 - hole
2	1	Brick - 1x4 - holes
3	4	Axle Pin
4	2	Tire - Small
4	2	Gear - 24 Tooth - crown
4	2	Wheel - Large
5	2	Axle Pin
6	2	Gear - 16 tooth
7	1	Plate 1x2
7	1	Gear Rack 1x4
7	1	Brick - 1x4 - holes
8	1	Axle 4
8	1	Worm Screw
8	2	Bushing - 1/2
9	1	Axle 6
9	1	Gear - 24 Tooth
10	1	Gearbox 2x4x3.3
11	2	Rotor 1x5
12	2	EARLY Red Checker
12	5	EARLY Black Checker

