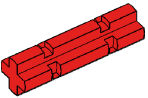
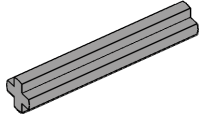
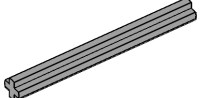

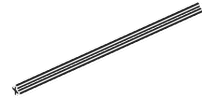
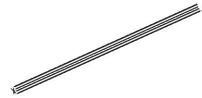
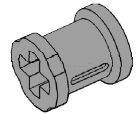


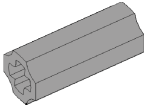
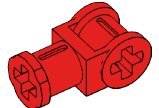
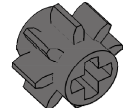
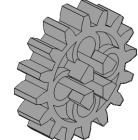

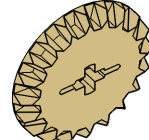

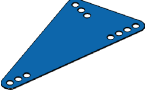
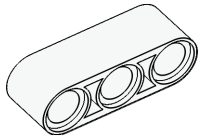
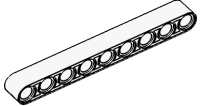

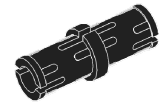
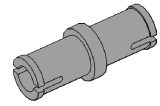
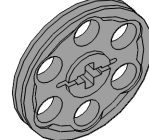



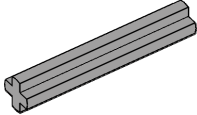




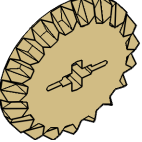


Abyss Carrier



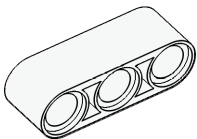
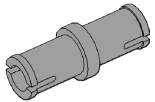

Abyss Carrier

1x  Axle 2 Notched Red	2x  Axle 3 Light Gray	1x  Axle 5 Light Gray	1x  Axle 6 Black	1x  Axle 10 Black	1x  Axle 12 Black	3x  Bushing Light Gray	3x  Bushing 1/2 Yellow
2x  Cam Dark Gray	2x  Connector Union Light Gray	2x  Connector 1x2 90 Degree Red	2x  Gear - 8 Tooth Dark Gray	1x  Gear - 16 Tooth Light Gray	2x  Gear - 12 Tooth Bevel Tan	2x  Gear - 20 Tooth Bevel Tan	2x  Gear - 12 Tooth Double Bevel Black
2x  Flexible Triangle Small Light Blue	2x  Liftarm 1x3 White	2x  Liftarm 1x9 White	2x  Liftarm 1x15 White	4x  Pin Slots Black	2x  Pin Light Gray	1x  Wheel - Rim Thin Light Gray	10x  SeaBot White


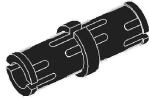

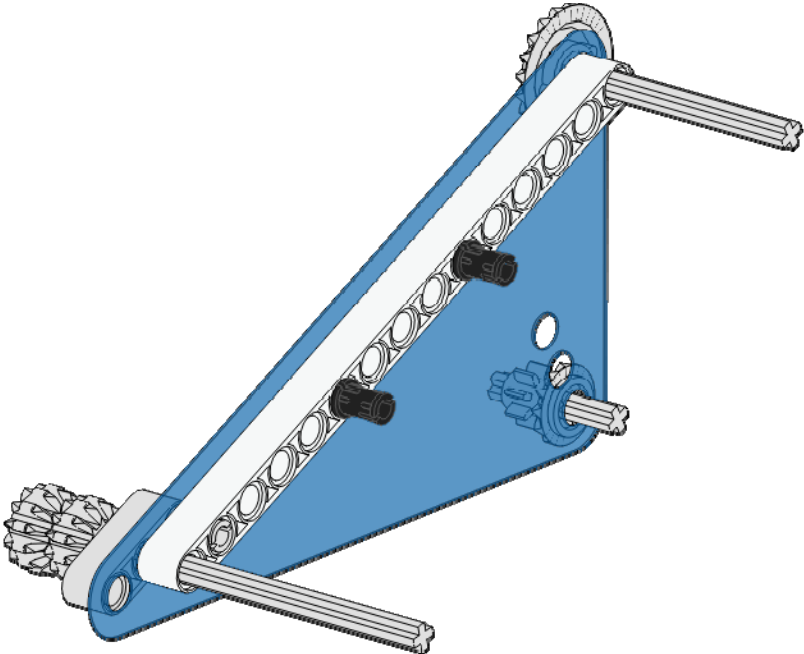
Abyss Carrier

<p>1 of 14</p>	<p>1x  Axle 3 Light Gray</p>	<p>1x  Axle 6 Black</p>	<p>1x  Axle 10 Black</p>	<p>1x  Gear - 8 Tooth Dark Gray</p>	<p>1x  Gear - 12 Tooth Bevel Tan</p>	<p>1x  Gear - 20 Tooth Bevel Tan</p>	<p>2x  Gear - 12 Tooth Double Bevel Black</p>
 <p>The assembly diagram shows three axles. The top axle is a black axle 10 with a tan 20-tooth bevel gear at one end and a dark gray 8-tooth gear at the other. The middle axle is a black axle 6 with a tan 12-tooth bevel gear at one end and a dark gray 8-tooth gear at the other. The bottom axle is a black axle 3 with two black 12-tooth double bevel gears at one end.</p>							

Abyss Carrier

<p>2 of 14</p>	<p>1x</p>  <p>Liftarm 1x3 White</p>	<p>1x</p>  <p>Pin Light Gray</p>	
			

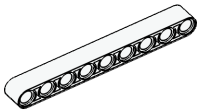
Abyss Carrier

<p>3 of 14</p>	<p>1x</p>  <p>Liftarm 1x15 White</p>	<p>2x</p>  <p>Pin Slots Black</p>	<p>1x</p>  <p>Flexible Triangle Small Light Blue</p>	
 <p>The diagram shows the assembly of the Abyss Carrier. A white liftarm (1x15) is attached to a light blue flexible triangle (small) using two black pin slots. The liftarm is connected to a gear mechanism, with a gear on the top and a gear on the bottom. The gear on the bottom is connected to a blue motor or actuator. The gear on the top is connected to a gear on the right side of the assembly.</p>				

Abyss Carrier

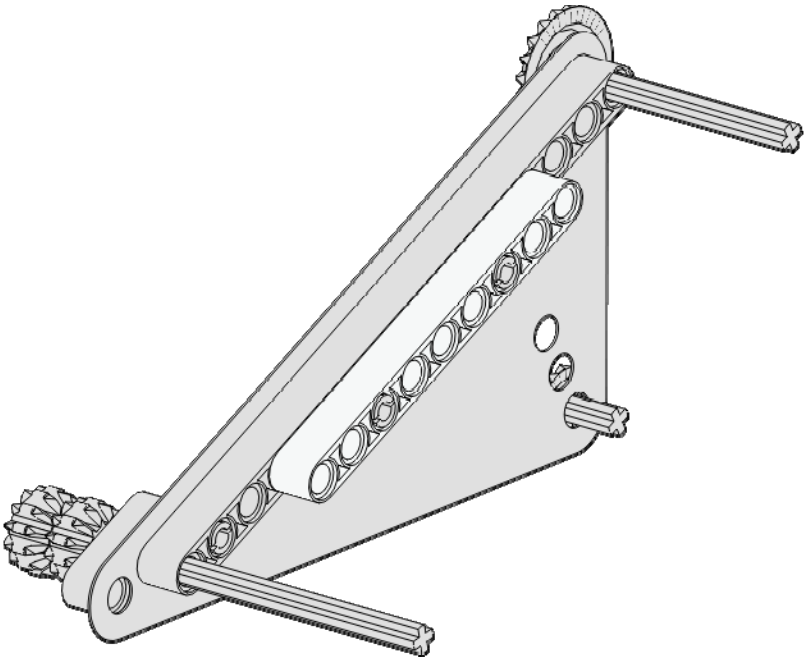
4
of 14

1x

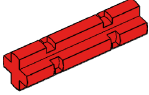
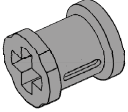


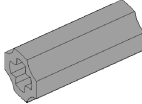
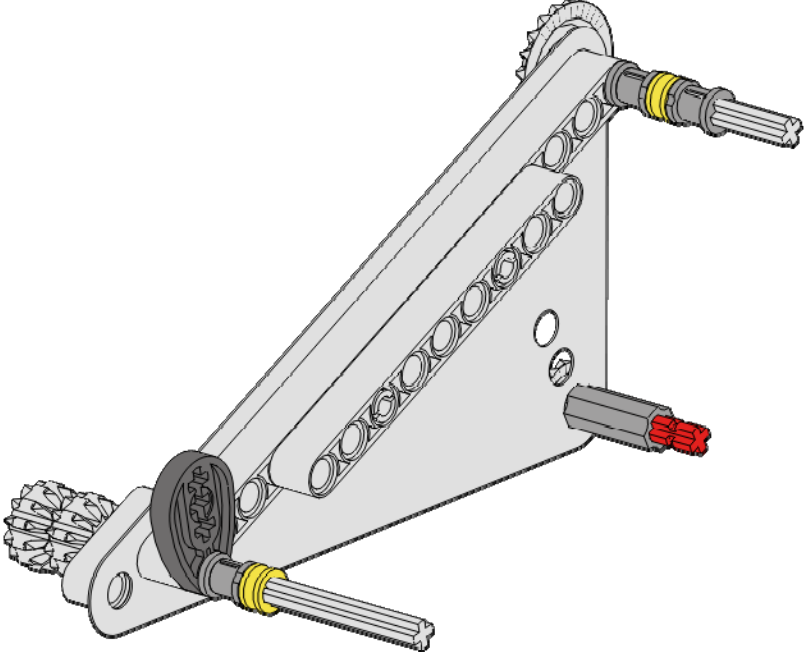


Liftarm 1x9

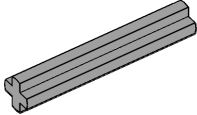


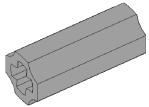
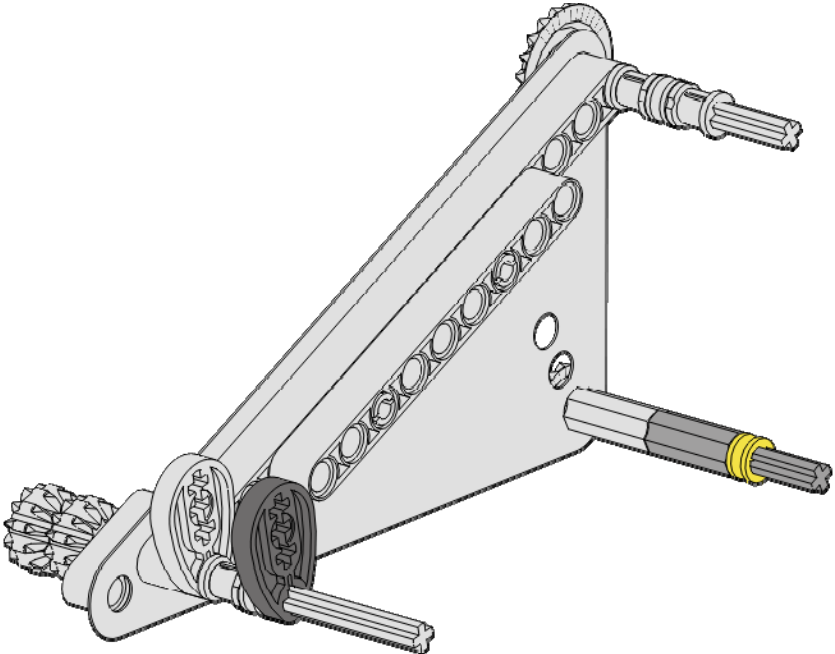
White



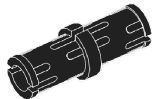
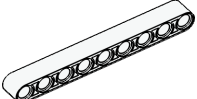
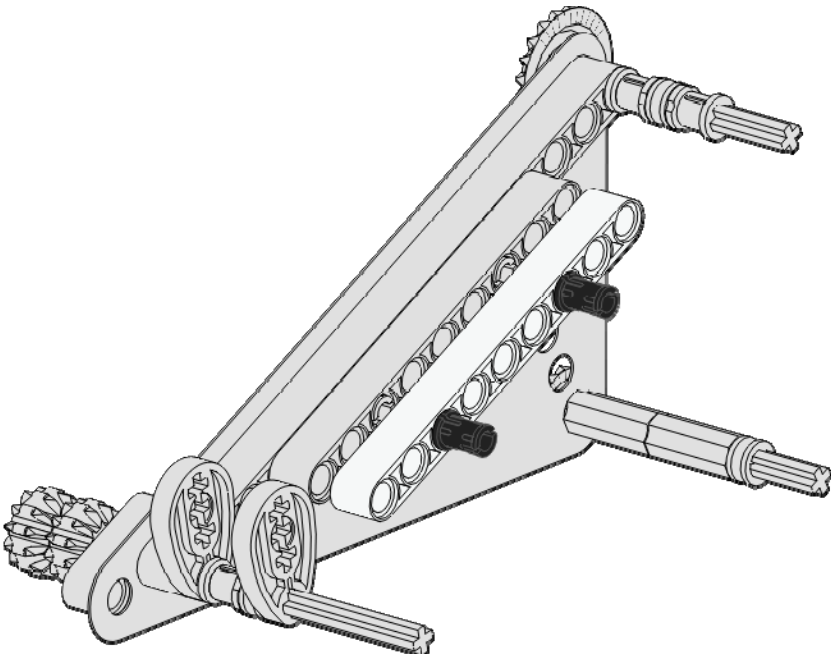
Abyss Carrier

<p>5 of 14</p>	<p>1x</p>  <p>Axle 2 Notched Red</p>	<p>3x</p>  <p>Bushing Light Gray</p>	<p>2x</p>  <p>Bushing 1/2 Yellow</p>	<p>1x</p>  <p>Cam Dark Gray</p>	<p>1x</p>  <p>Connector Union Light Gray</p>	
						

Abyss Carrier

<p>6 of 14</p>	<p>1x</p>  <p>Axle 3 Light Gray</p>	<p>1x</p>  <p>Bushing 1/2 Yellow</p>	<p>1x</p>  <p>Cam Dark Gray</p>	<p>1x</p>  <p>Connector Union Light Gray</p>	
					

Abyss Carrier

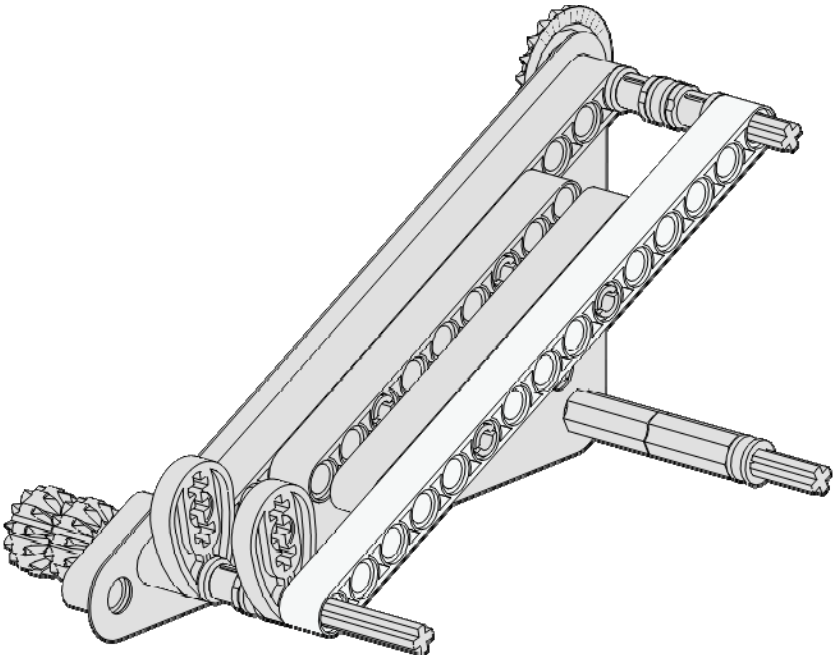
<p>7 of 14</p>	<p>2x</p>  <p>Pin Slots Black</p>	<p>1x</p>  <p>Liftarm 1x9 White</p>	
			

Abyss Carrier

8
of 14

1x


Liftarm 1x15
White



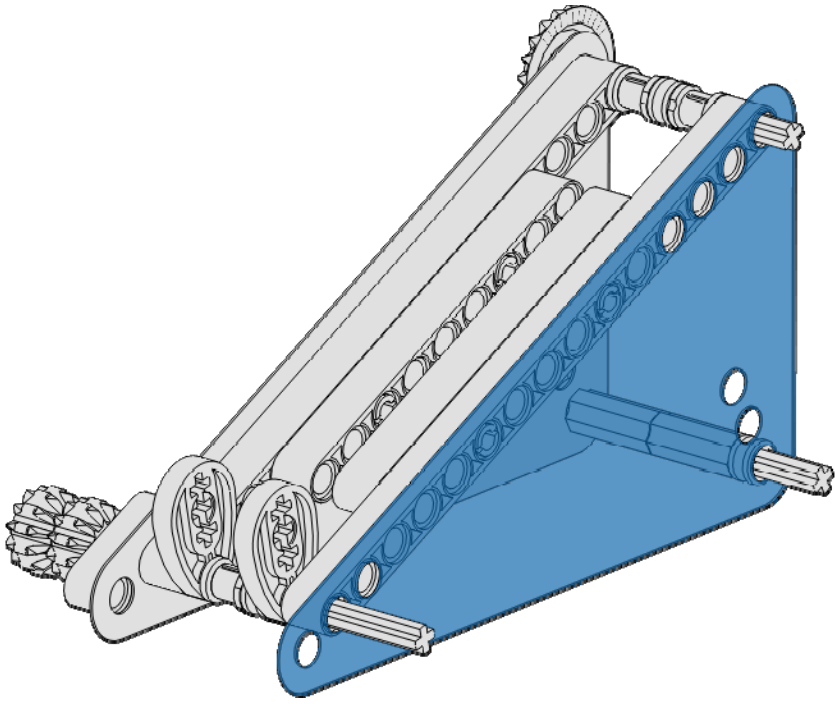
Abyss Carrier

9
of 14

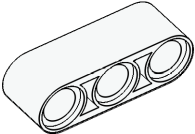
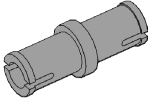
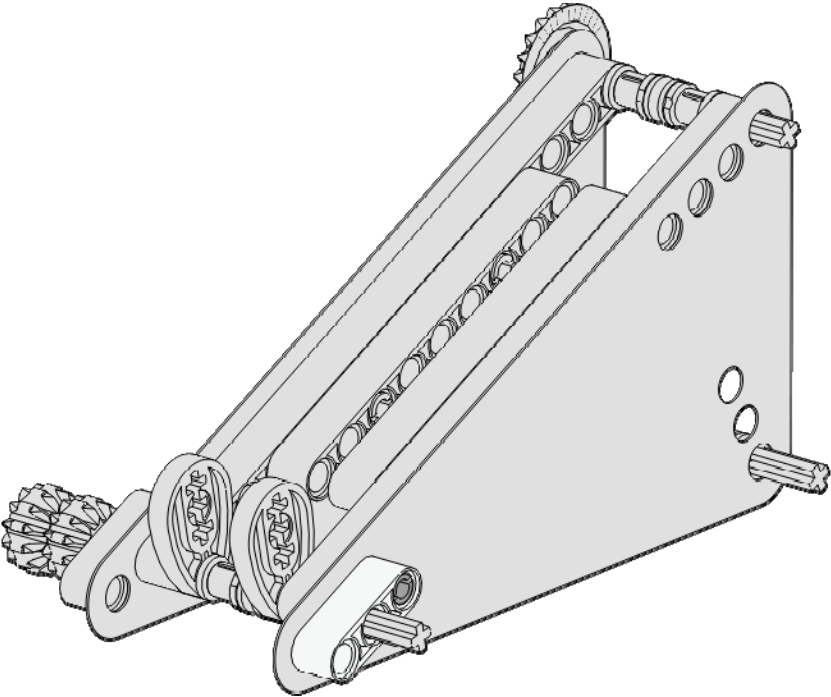
1x





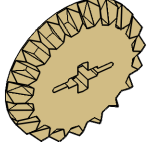
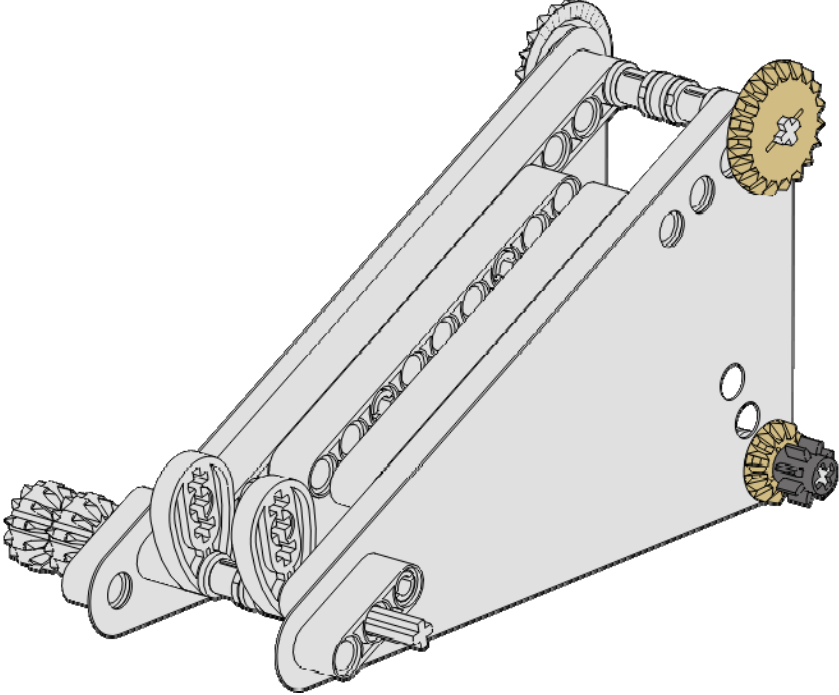
Flexible Triangle
Small
Light Blue



Abyss Carrier

<p>10 of 14</p>	<p>1x</p>  <p>Liftarm 1x3 White</p>	<p>1x</p>  <p>Pin Light Gray</p>	
			

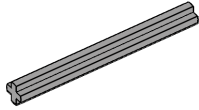
Abyss Carrier

<p>11 of 14</p>	<p>1x</p>  <p>Gear - 8 Tooth Dark Gray</p>	<p>1x</p>  <p>Gear - 12 Tooth Bevel Tan</p>	<p>1x</p>  <p>Gear - 20 Tooth Bevel Tan</p>	
				

Abyss Carrier

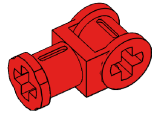
12
of 14

1x

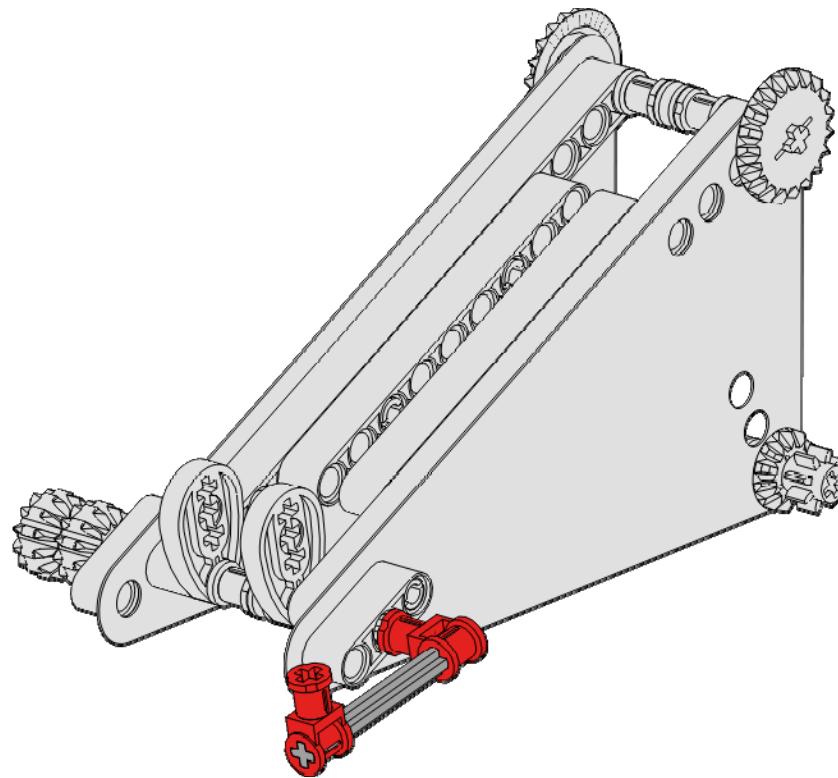


Axle 5
Light Gray

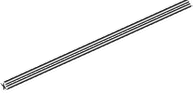
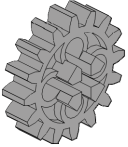
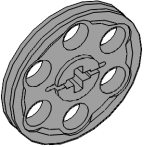

2x



Connector 1x2
90 Degree
Red



Abyss Carrier

<p>13 of 14</p>	<p>1x</p>  <p>Axle 12 Black</p>	<p>1x</p>  <p>Gear - 16 Tooth Light Gray</p>	<p>1x</p>  <p>Wheel - Rim Thin Light Gray</p>	
				

Abyss Carrier


14
of 14

10x

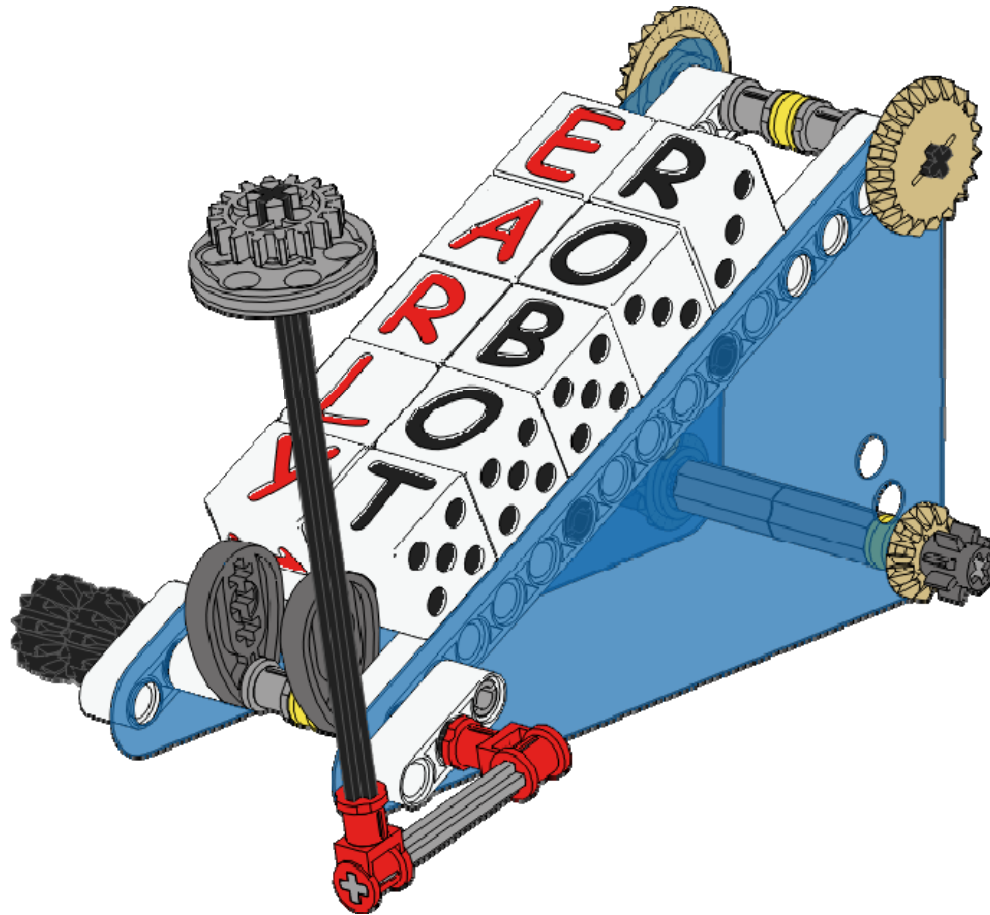


SeaBot

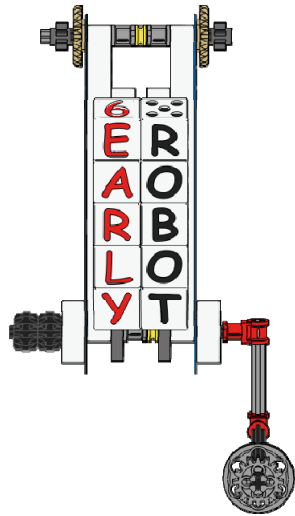
White



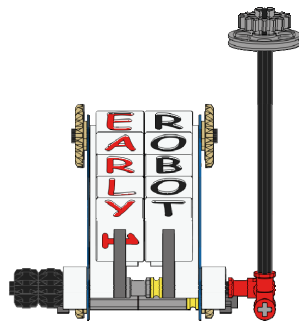
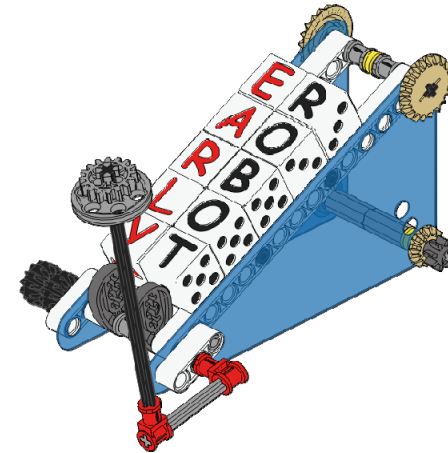
Abyss Carrier



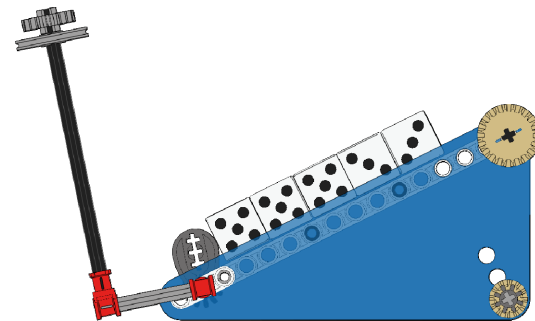
Abyss Carrier



Top View



Front View



Side View